

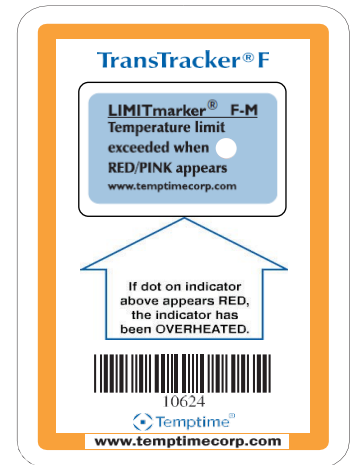
Geisinger

You will have one of two trackers in your package. Below is the information for TransTracker® F.

Please see reverse side for TransTracker® C.

Please Check the Temperature Indicator Immediately Upon Receipt.

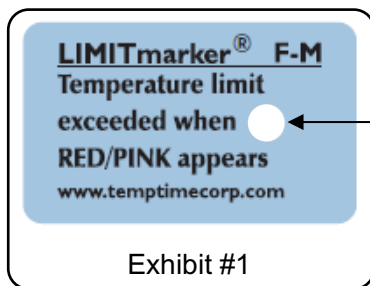
This is a TransTracker® F Temperature Indicator. It monitors for potentially damaging high temperatures during the shipment of your medication. The TransTracker® F is intended to monitor for temperature excursions ONLY, not product quality. Instructions on "How to Use the TransTracker® F Temperature Indicator Card" are included below. Please read the instructions and check the temperature indicator card as soon as you medicine arrives.



HOW TO USE THE TransTracker® F TEMPERATURE INDICATOR CARD

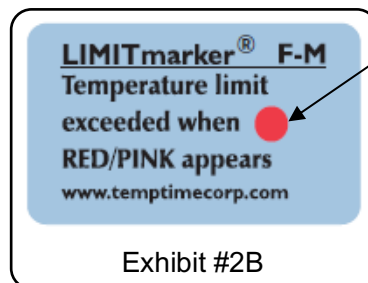
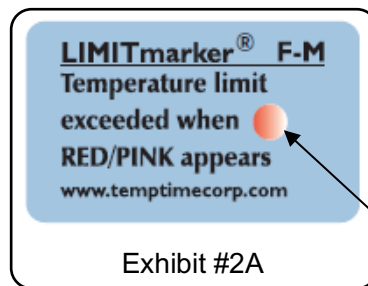
The TransTracker® F is a single-use temperature indicator that shows if a specified temperature limit has been exceeded for a period during shipment. Below are instructions detailing how to visually interpret the indicator.

1. When the circle window on the blue label is **WHITE** as shown below in Exhibit #1, it means the temperature limit **HAS NOT** been exceeded.



If the circle on the blue label is **WHITE**, the temperature limit **has NOT** been exceeded.

2. When the circle on the blue label appears **RED/PINK**, as shown below in Exhibit #2A or Exhibit #2B, the temperature limit **HAS** been exceeded. Please call 1-800-757-0389 to speak to someone who will advise you on what to do.



When the circle on the blue label appears **RED/PINK**, the temperature limit HAS been exceeded.
Please **CALL 1-800-757-0389** for further instructions.

Geisinger

You will have one of two trackers in your package. Below is the information for TransTracker® C.

Please see reverse side for TransTracker® F.

Please Check the Temperature Indicator Immediately Upon Receipt.

This is a TransTracker® C Temperature Indicator. It monitors freeze temperature excursions during shipments. The TransTracker® C is intended to monitor for temperature excursions ONLY, not product quality. Instructions on “How to use the TransTracker® C Temperature Indicator Card” are included below. Please read the instructions and check the temperature indicator card as soon as your medicine arrives.



HOW TO USE THE TransTracker® C TEMPERATURE INDICATOR CARD

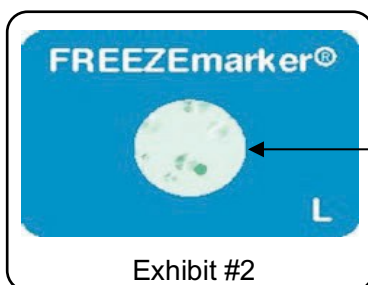
TransTracker® C is a single use temperature indicator that shows if a freeze event has taken place for a period during shipment.

1. If the green circle with the white checkmark is visible, as shown in Exhibit #1, it means a freeze event **HAS NOT** occurred.



When the green circle with the white checkmark is visible – A freeze event **has NOT** occurred.

2. If the green circle with the white checkmark is only partially visible or completely changed to white opaque/ cloudy, as shown in Exhibit #2, It means a freeze event **HAS** occurred. Please call 1-800-757-0389 to speak to someone who will advise you on what to do.



If the green circle with the white checkmark is only partially visible or completely changed to white opaque/cloudy – A freeze event **HAS** occurred. Please CALL 1-800-757-0389 for further instructions.